


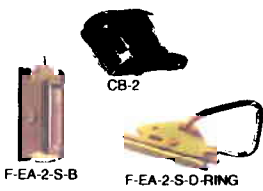
L&M CARGO CONTROL



PRODUCT CODE	DESCRIPTION	MBS LBS	WLL LBS	PCS CRTN	LBS EA.	WD-NET PRICE
--------------	-------------	---------	---------	----------	---------	--------------

LOGISTIC STRAPS - FOR INTERIOR VAN CARGO CONTROL - 2" WIDTH COMPLETE WITH E/A SPRING FITTINGS COLOR CODED STRAP BY LENGTH

SEWN USA QUALITY		12' = YELLOW	16' = GRAY	20' = BLUE
LS-2-12-MW-EA	2" x 12' W/ MINI-WIDE RATCHET - 4' FIXED END	1,000	25	3.2
LS-2-12-MW-EA	2" x 16' W/ MINI-WIDE RATCHET - 4' FIXED END	1,000	25	3.3
LS-2-12-MW-EA	2" x 20' W/ MINI-WIDE RATCHET - 4' FIXED END	1,000	25	3.4
LS-2-12-CB-EA	2" x 12' W/ CAM BUCKLE - 4' FIXED END	835	25	1.9
LS-2-16-CB-EA	2" x 16' W/ CAM BUCKLE - 4' FIXED END	835	25	2.1
LS-2-20-CB-EA	2" x 20' W/ CAM BUCKLE - 4' FIXED END	835	25	2.4
LS-2-12-OC-EA	2" x 12' W/ OVER-CENTER BUCKLE - 4' FIXED END	1,500	25	1.6
LS-2-16-OC-EA	2" x 16' W/ OVER-CENTER BUCKLE - 4' FIXED END	1,500	25	1.8
LS-2-20-OC-EA	2" x 20' W/ OVER-CENTER BUCKLE - 4' FIXED END	1,500	25	2

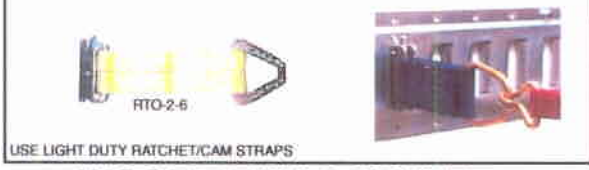


LOGISTIC - CAM BUCKLE - E/A TRACK FITTINGS

CB-2	2" CAM BUCKLE	1666	1	0.69
F-EA-2-S-B	SPRING FITTING FOR E/A TRACK - 3,000 LB CAP.	1,500	1	0.21
F-EA-2-S-D-RING	SPRING FTG-E/A W/ 2" D-RING - 4,000 LB CAP.	1,500	1	0.21

ROPE TIE OFF - INTERIOR VAN APPLICATIONS

RTO-2-6-EA	2" x 6" ROPE TIE-OFF W/ E/A FITTING & D-RING	1,000	25	0.4
------------	----------------------------------------------	-------	----	-----




WOOD BEAM SOCKET >>>

WBS-1400	WOOD BEAM SOCKET-HEAVY DUTY	450	1	0.9
----------	-----------------------------	-----	---	-----



PAN FITTINGS - MFG'D w/ FLUSH MOUNT DESIGN FOR "OUT OF THE WAY" OPERATION

PF-500 >>		5,600	1,500	1	0.2
LENGTH = 3.93" WIDTH = 3.93" RECESSED DEPTH = .47" STEEL RING DIAMETER = .23"					
PF-1500 >>		4,500	1,500	1	1.03
LENGTH = 4.13" WIDTH = 4.13" RECESSED DEPTH = .83" STEEL RING DIAMETER = .39"					
PF-1800 >>		5,400	1,800	1	1.43
LENGTH = 6.51" WIDTH = 2.55" RECESSED DEPTH = 1.18" STEEL RING DIAMETER = .47"					
PF-4400 >>		13,200	4,400	1	2
LENGTH = 3.54" WIDTH = 3.54" RECESSED DEPTH = 1.1" STEEL RING DIAMETER = .47"					

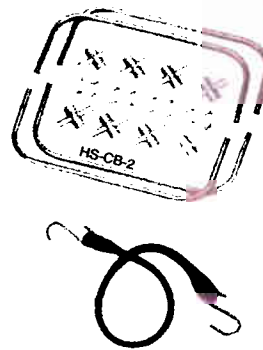


LOAD LOCKING - CARGO BARS / CARGO BAR HOLDER



FOR # CBS-89-105 FOR # CBA-89-105
CALL FOR AVAILABLE COMPONENT PARTS FOR LOAD LOCKING CARGO BARS

CBS-89-105	CARGO BAR - STEEL - CLOSED 89" OPEN 105"	1	10	
CBA-89-105	CARGO BAR - ALUMINUM - CLOSED 89" OPEN 105"	1	12.85	\$18.90
CBH-2-4	CARGO BAR HLDR-LOCKABLE BASE FOR 2"x2" & 4"x4" FOOT PAD	1	6.8	
HS-CB-2	HOOP SET FOR CARGO BARS - 2 PC PER SET	1	11	



RUBBER TARP STRAPS - EPDM MATERIAL

RTS-9	RUBBER TARP STRAP 9"	19" LENGTH W/ S-HOOKS	50	0.2
RTS-15	RUBBER TARP STRAP 15"	19" LENGTH W/ S-HOOKS	50	0.3
RTS-21	RUBBER TARP STRAP 21"	25" LENGTH W/ S-HOOKS	50	0.35
RTS-31	RUBBER TARP STRAP 31"	35" LENGTH W/ S-HOOKS	50	0.4
RTS-41	RUBBER TARP STRAP 41"	45" LENGTH W/ S-HOOKS	50	0.5

S-HOOK - FOR RUBBER TARP STRAP

RTS-S-HOOK	S-TYPE HOOK	50		
------------	-------------	----	--	--